



# **SSD7120**

## **NVMe U.2 RAID Controller**



### **Quick Installation Guide**

### **V1.06**

## **Data RAID Prerequisites**

Data arrays are used exclusively for storage – they cannot be used to boot a system.


- You must have at least one NVMe SSD installed into the SSD7120 controller.
- System with an empty PCIe 3.0 x16 slot
- Windows 11, 10 / Server 2022, 2019, 2016/ Microsoft Hyper-V
- RHEL/Debian/Ubuntu/Fedora/Proxmox/ Rocky Linux  
(Linux kernel 3.10 and later)
- macOS 10.13.6 ~ macOS 13.x

## **SSD7120 Kit Contents**

- SSD7120 Controller Card
- Low Profile bracket
- Quick Installation Guide

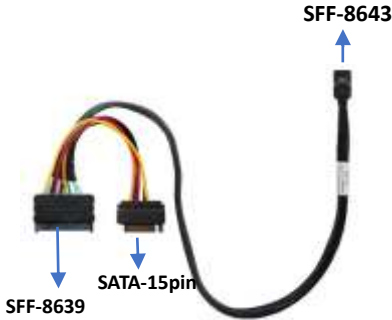
# SSD7120 Hardware Overview

## Front View

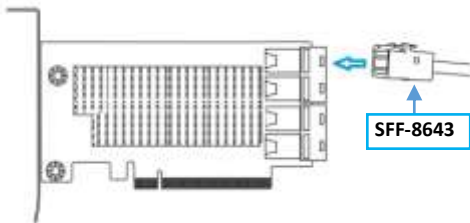


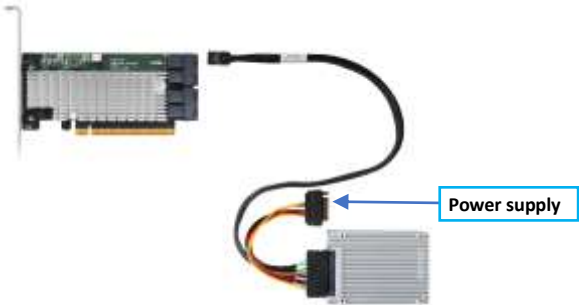
## SSD7120 Hardware Installation:

1. Remove your system cover.
2. Insert the SSD7120 card into an open PCI-E 3.0/4.0 x16 slot on the motherboard.
3. After you have inserted the SSD7120 card, you can connect the SFF-8643 cables.




4. Shown above is an SFF-8643 to U.2 SFF-8639 cable with a 15-pin SATA power connector. Connect the SSD7120 to the NVMe SSD's using the appropriate SFF-8643 cables. The SFF-8639 port should be connected to the NVMe SSD's U.2 port. The 15 pin SATA power connector should be connected the system's power supply.





Channel Layout:



5. Close the system cover and power up the system.

**Note:** Please be sure to connect NVMe before using the product to reduce the occurrence of unnecessary errors!

**Note:** Please make sure all disks are clean before you insert the Controller card into the slot to avoid unexpected situations.

**Note:** Install the driver in the system first and then install the board !

## Resources

A variety of manuals, guides and FAQ's are available for the SSD7120 RAID controller.

In addition, we recommend visiting the Software Downloads webpage for the latest drivers, management interfaces, and installation guides.

For Software Downloads, Documentation and more information about this product, please visit the following website:

<https://www.highpoint-tech.com/nvme1/ssd7120>

### **Certified Accessories:**

<https://www.highpoint-tech.com/nvme-accessories>

### **FAQ & Troubleshooting:**

[FAQ - HighPoint Technologies, Inc. \(helpjuice.com\)](https://www.highpoint-tech.com/helpjuice.com)

## **Customer Support**

If you encounter any problems while utilizing the SSD7120 RAID controller, or have any questions about this or any other HighPoint Technologies, Inc. product, feel free to contact our Customer Support Department.

Web Support:

<https://www.highpoint-tech.com/support-and-services>

HighPoint Technologies, Inc. websites:

<https://www.highpoint-tech.com>